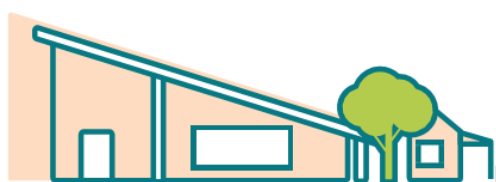


Dernancourt School

Learning Together



2023 annual report to the Community

Dernancourt School

Dernancourt School number: 982

Partnership: Modbury



School principal:

Julie Raggett

Date of endorsement:

27/02/2024



Government
of South Australia
Department for Education

Context Statement

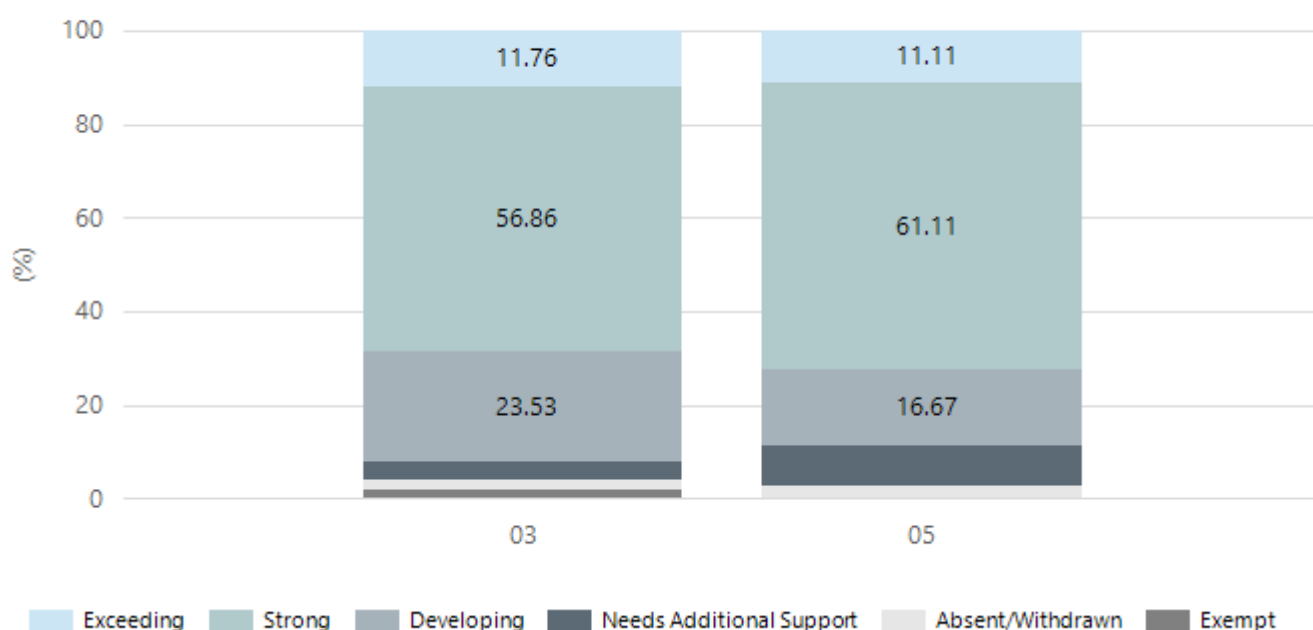
Dernancourt School caters for students from R-6. At the time of this report, the enrolment in 2023 is 324. Dernancourt School is classified as Category 5 on the Department for Education Index of Educational Disadvantage. At the time of this report, the school population includes 4% Aboriginal students, 16% students with disabilities, 27% students with English as an additional language or dialect (EALD) funded background. Further information about the school is available on the school's website (including its context statement), as well as the My School website.

Performance Summary

NAPLAN Proficiency

In 2023, the Australian Curriculum, Assessment and Reporting Authority (ACARA) - a Commonwealth Independent statutory authority - announced changes to NAPLAN performance reporting. This new way of reporting by ACARA that NAPLAN results from 2023 will not be comparable to previous years. The new approach replaces the previous numerical NAPLAN bands and the national minimum standard.

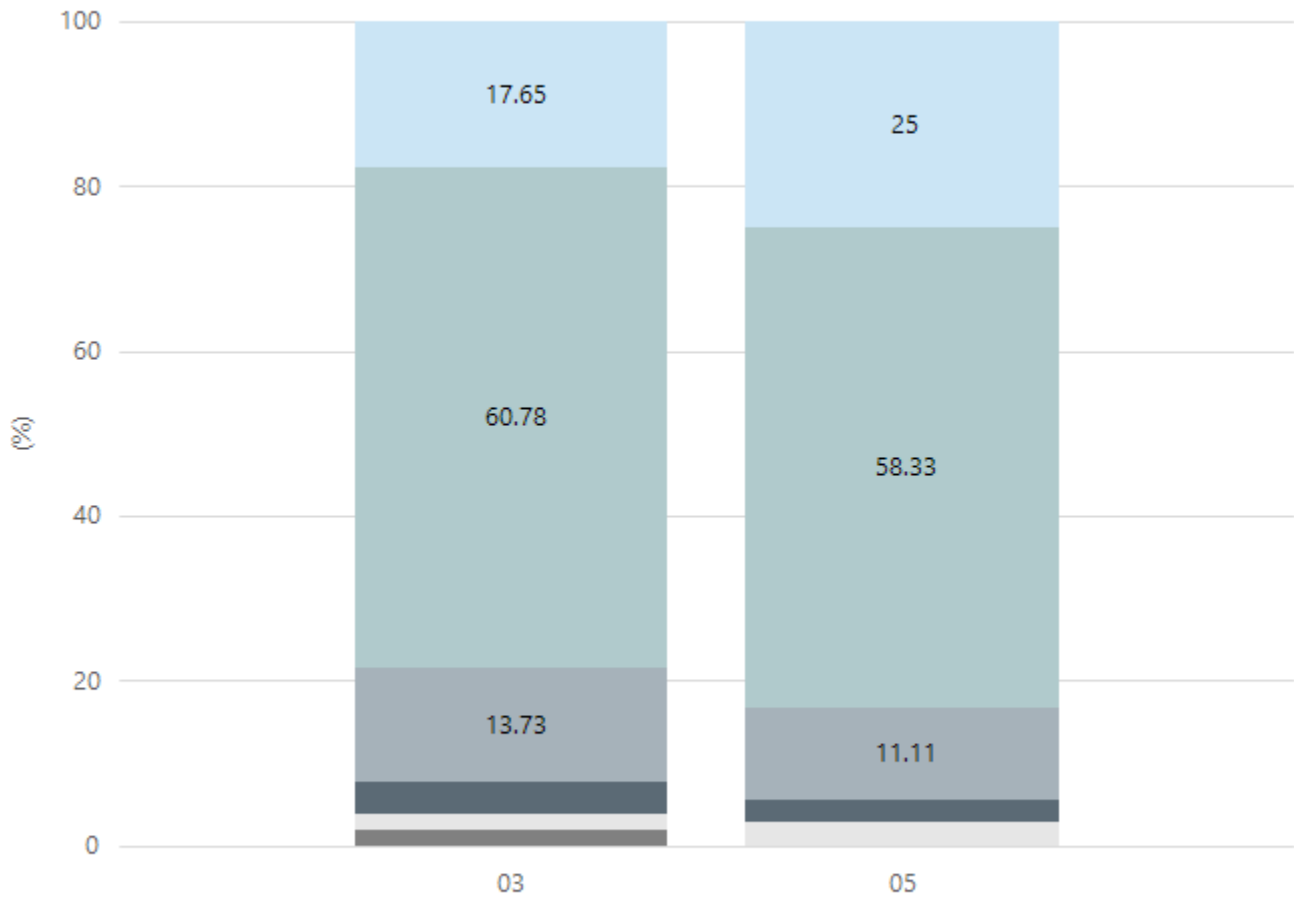
Numeracy



Year Level	03	05
Exceeding	6	4
Strong	29	22
Developing	12	6
Needs Additional Support	2	3
Absent/Withdrawn	1	1
Exempt	1	
Total	51	36

Data Source: Department for Education Assessment Data Holdings, 2023. When there are less than six students in a cohort, no data is supplied.

Reading

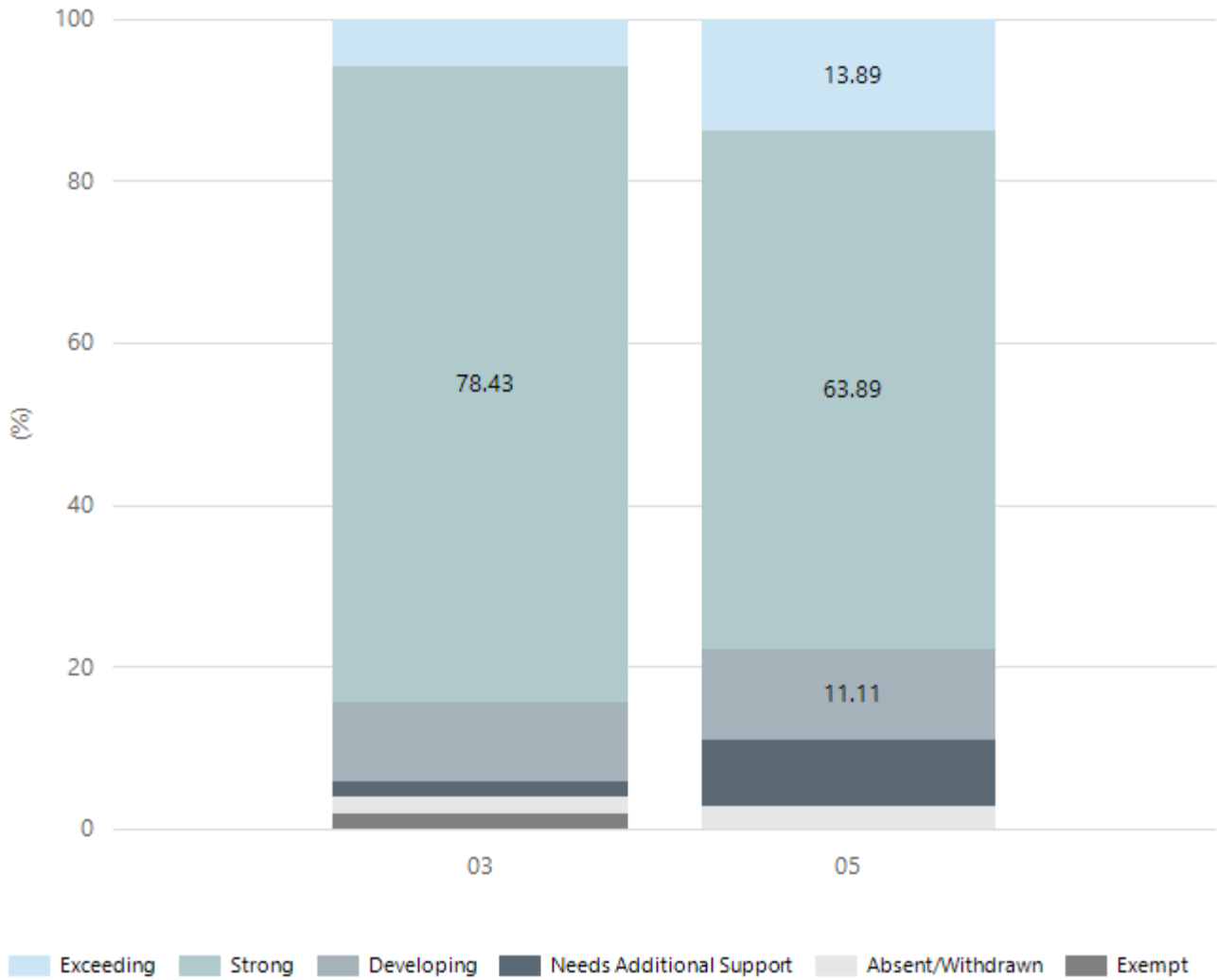


Exceeding Strong Developing Needs Additional Support Absent/Withdrawn Exempt

Year Level	03	05
Exceeding	9	9
Strong	31	21
Developing	7	4
Needs Additional Support	2	1
Absent/Withdrawn	1	1
Exempt	1	
Total	51	36

Data Source: Department for Education Assessment Data Holdings, 2023. When there are less than six students in a cohort, no data is supplied.

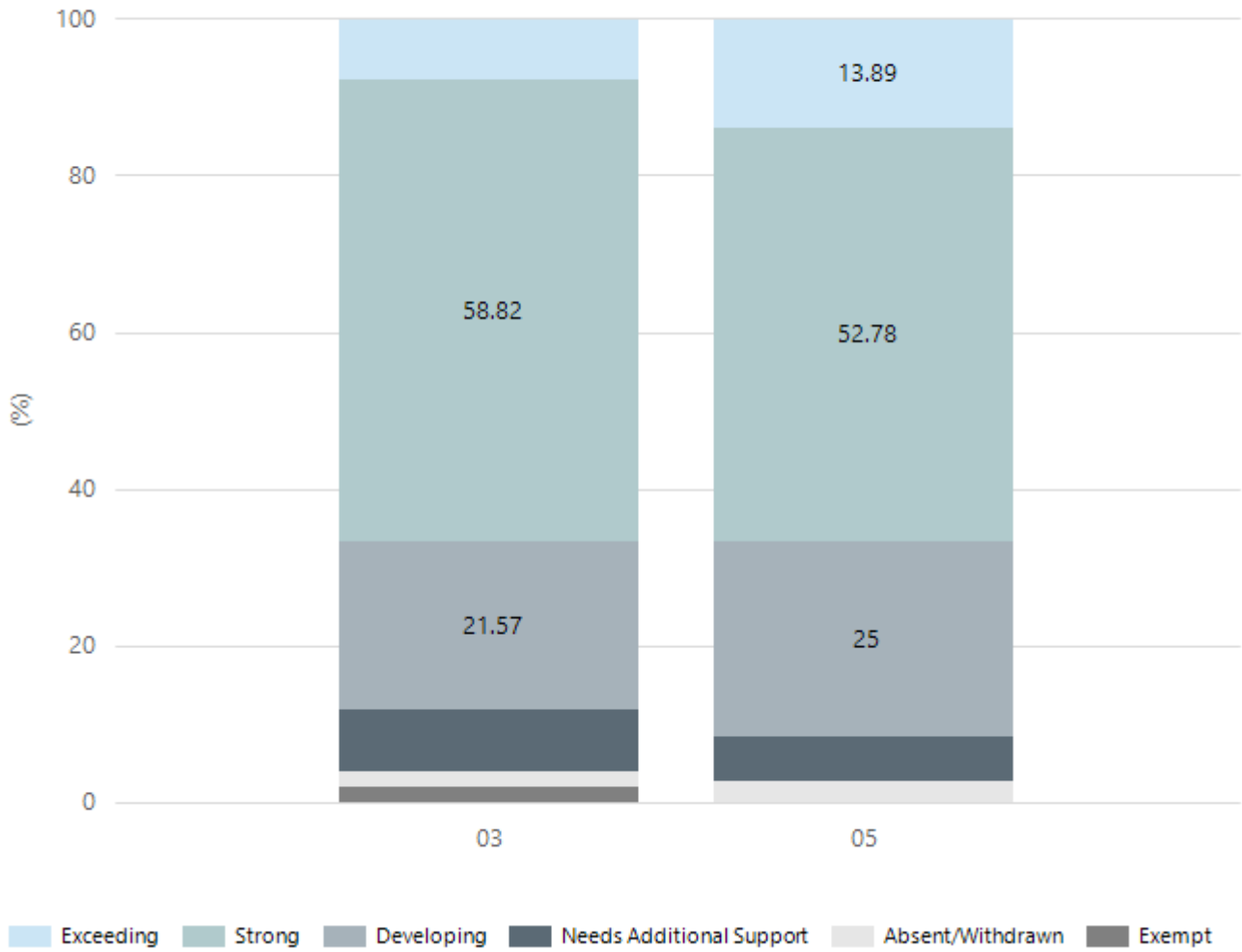
Writing



Year Level	03	05
Exceeding	3	5
Strong	40	23
Developing	5	4
Needs Additional Support	1	3
Absent/Withdrawn	1	1
Exempt	1	
Total	51	36

Data Source: Department for Education Assessment Data Holdings, 2023. When there are less than six students in a cohort, no data is supplied.

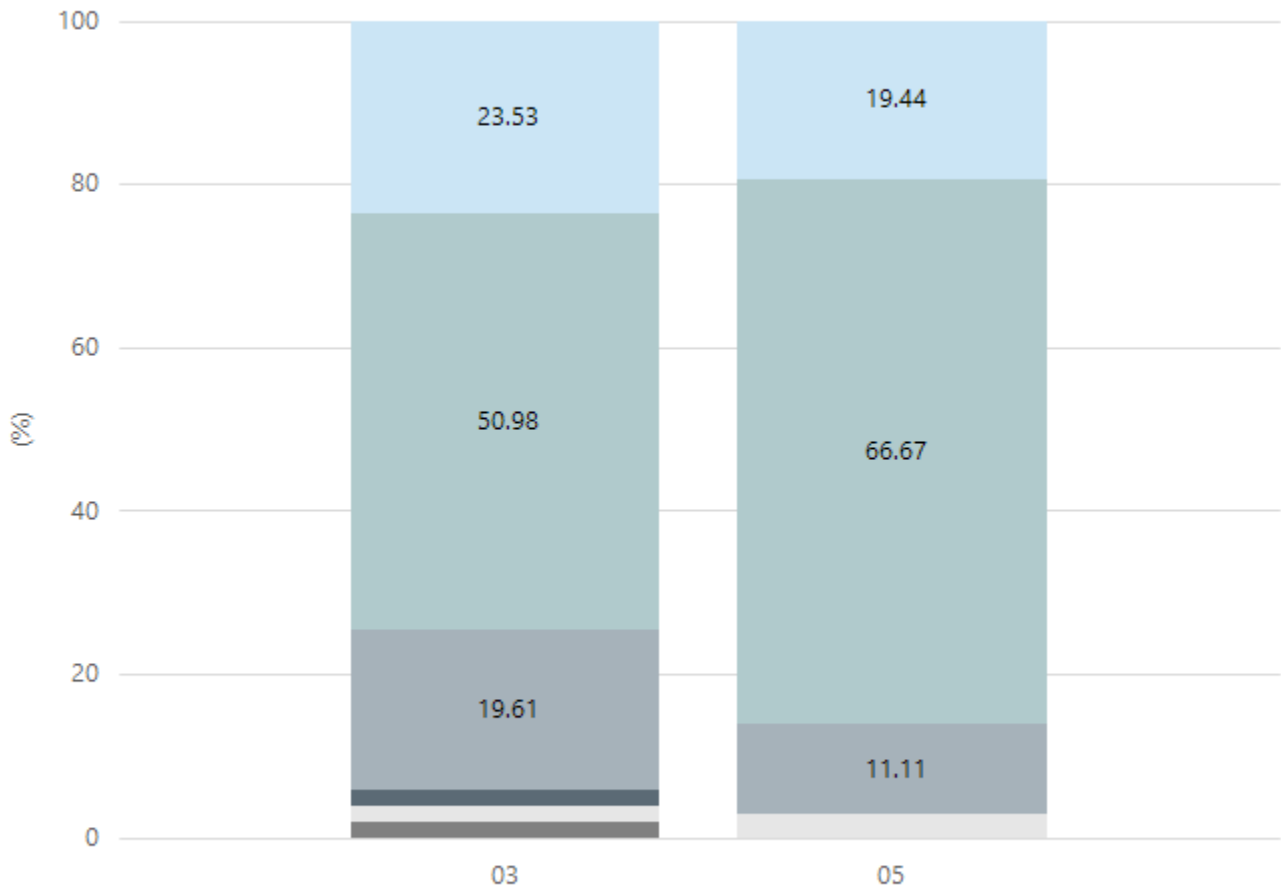
Grammar



Year Level	03	05
Exceeding	4	5
Strong	30	19
Developing	11	9
Needs Additional Support	4	2
Absent/Withdrawn	1	1
Exempt	1	
Total	51	36

Data Source: Department for Education Assessment Data Holdings, 2023. When there are less than six students in a cohort, no data is supplied.

Spelling



Exceeding Strong Developing Needs Additional Support Absent/Withdrawn Exempt

Year Level	03	05
Exceeding	12	7
Strong	26	24
Developing	10	4
Needs Additional Support	1	
Absent/Withdrawn	1	1
Exempt	1	
Total	51	36

Data Source: Department for Education Assessment Data Holdings, 2023. When there are less than six students in a cohort, no data is supplied.

School Attendance

Year Level	2021	2022	2023
Reception	93.0%	88.0%	89.1%
Year 01	92.0%	88.6%	90.8%
Year 02	90.7%	89.9%	91.7%
Year 03	91.5%	87.9%	91.5%
Year 04	94.1%	86.0%	87.8%
Year 05	89.9%	91.9%	88.3%
Year 06	90.7%	88.7%	91.8%
Year 07	94.2%		
Primary Other	83.1%	82.3%	80.7%
Total	91.0%	87.9%	89.0%

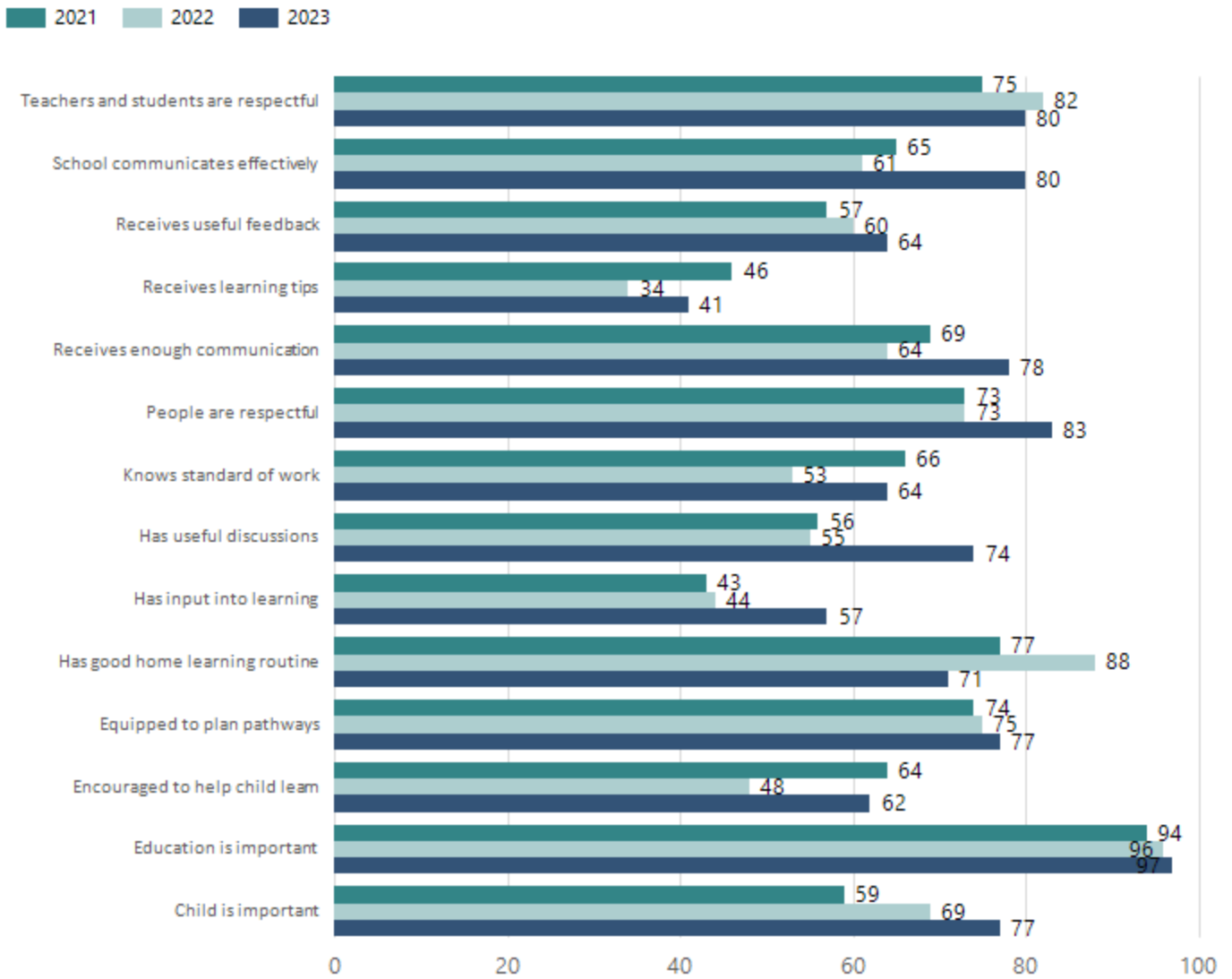
Data Source: Department for Education Attendance Data, Semester 1 Report 2023. A blank cell indicates there were no students enrolled. 'Primary Other' includes students enrolled in specialised education options. 'Secondary Other' includes students who have already spent a year at Year 12 and elected to undertake further study at Year 12.

Attendance Comment

In South Australia, all children and young people must be in school from 6 years to 16 years old. They must attend a government or non-government school full time. From age 16 to 17 however, young people must attend school or an approved learning program (such as an apprenticeship, traineeship, accredited course or university). Schools and parents must encourage and support students to come to school every day. Parents and caregivers must make sure their child is enrolled in a school, and attends school all day and everyday it is open, unless a child is sick or has an approved exemption. Teachers and leaders actively follow up when a student misses school, including recording all absences and non-attendance. All schools in South Australia have local attendance procedures governed under the Education and Children's Services Regulations 2020.

Parent Opinion Survey Results

Proportion of agree/strongly agree response(%)



Data Source: 2023 Department for Education Parent Opinions Survey, Term 3 2023.

Intended Destination

Leave Reason	Number	%
AC - LEFT SA FOR ACT	2	13.0%
NG - ATTENDING NON-GOV SCHOOL IN SA	3	19.0%
NT - LEFT SA FOR NT	2	13.0%
TG - TRANSFERRED TO SA GOVERNMENT SCHOOL	5	31.0%
U - UNKNOWN	2	13.0%
WA - LEFT SA FOR WA	2	13.0%

Data Source: Department for Education Destination Data Report, 2023. Data extract term 3 2023. Data shows recorded destinations for students that left the school in the previous year. Data is uploaded by schools in term 3 and may not reflect final or total figures at time of report creation.

Highest Qualifications held by the teaching workforce and workforce composition

All teachers at this school are qualified and registered with the SA Teachers Registration Board.

Qualification Level	Number of Qualifications
Bachelor's degrees or Diplomas	19
Postgraduate Qualifications	8

Data Source: Data extracted from Mandatory Workforce Information Collections as on the last pay date of June 2023. As self-reported by staff in the system.

Please note: Data includes staff who are Actively employed and on extended paid leave. Please note only the highest qualification of the Teaching staff is reported. Excludes any number of other certifications earned.

Workforce composition including indigenous staff

	Teaching Staff		Non-Teaching Staff	
	Indigenous	Non-Indigenous	Indigenous	Non-Indigenous
Full-Time Equivalents	0.0	23.0	0.4	13.3
Persons	0.0	27.0	1.0	19.0

Data Source: Data extracted from Mandatory Workforce Information Collection as on the last pay date of June 2023.

Please note: Data includes staff who are actively employed and on extended paid leave. "Indigenous category" is self-reported by staff in the system.

Financial Statement

Funding Source	Amount
Grants: State	\$4,273,610.02
Grants: Commonwealth	\$19,200.00
Parent Contributions	\$131,016.72
Fund Raising	\$2,499.37
Other	\$40,547.72

Data Source: School supplied data.

Governing Council Report 2023 – Chairpersons Report

2023 was another fantastic year for Dernancourt School and the Governing Council is excited to report on many great developments. Firstly, we would like to congratulate and welcome our new leaders Julie Raggett our principal and Kym Dinedios our deputy principal who arrived in January and hit the ground running. Julie and Kim have become an integral part of the students' days visiting classrooms, and spending time in the yard alongside all the other important work that it takes to manage a school. The students have enjoyed getting to know their new leaders and have all had wonderful experiences to share. We look forward to seeing what they will bring in 2024.

Leadership and Governing council have an important role in helping Dernancourt School become a school of choice in our area and have worked together on many new projects as well as continuing to work towards the schools' larger Academic goals.

The ICT committee this year worked hard on developing a new BYOD agreement for students as our laptop program increased to include year 4 students. The new Agreement is easy for the students to understand and start to learn the social responsibilities of having the world at their fingertips. Similarly, the Sports Committee developed an in-depth policy for out of hours school sports. Cricket, football, basketball and netball teams are all run by volunteer parents and caregivers and are an amazing opportunity for our kids to remain active and try new sports. Having a simple plan on how new sports can be added to the Dernancourt School repertoire means that anyone with the passion and commitment can support our students to explore new opportunities.

The Grounds committee has worked on improving the front entrance to the school giving the butterfly garden a big clean up giving the students a blank canvas to build a new garden that includes our new Peace Pole welcoming all to our school grounds. Thank you to all the students and their families that came to the working bees and even worked with the gardening club during the term to give the school some new street appeal.

Our Canteen had another successful year and the appointment of a new canteen manager in Term 3 has ensured that the students of Dernancourt still have access to great quality fresh cooked meals and ice-cold ice creams year round. The canteen committee has workshopped menu ideas specials to appeal to even the toughest of mini food critics. OSHC had some renovations started ready to be completed in 2024 that will improve our facilities as well as the resources available to the students who spend time in OSHC during the school term and in Vacation care in the holidays

2024 also saw the return of the School Disco which gave the students something to sing and dance about for sure with them showing off their dance moves to all who would watch. The fundraising committee along with senior students and teachers worked hard on the music, lights and snacks and the glow sticks were once again a huge hit.

The Governing council would like to thank the whole school community for their involvement in Dernancourt School. Our students are our future and having such a supportive community around them gives them the opportunity to thrive in a safe space that gives them a strong foundation to start their journey.

Michelle Flanigan
Chairperson.