

## Yr 4/5 Self Introduction Revision Task

You already know how to introduce yourself in Japanese. Here's a reminder:

English	Romaji
Nice to meet you.	Hajimemashte ◦
My name is _____.	Watashi wa _____ desu ◦
I'm _____ years old.	_____ sai desu ◦
I'm in year _____.	_____ nen sei desu ◦
There are _____ people in my family.	Watashi no kazoku wa _____ nin desu ◦
I like _____.	_____ ga suki desu ◦
It was nice meeting you.	Douzo yoroshiku ◦




### Activity 1

Practice reading these sentences, filling in your own information. Try reading them 2 or 3 times. How many sentences can you say without looking at the page?

### Activity 2

Make yourself 2 or more finger puppets. Here are some examples or you can make up your own:

1. Color and cut out each finger puppet.
2. Glue or tape the tabs together so that the puppet fits around your finger.



Make up a character for each puppet, changing the name, age, yr level etc with each one. Try and add some humour into your sentences, for example:

“Dogs taking selfies ga suki desu.” = I like dogs that take selfies.




Make up a skit with your puppets introducing themselves to each other.

Write the skit in your homework book. Include hiragana, katakana and some kanji if you can.

I have included alphabet charts to help you.

If you are able to record your skit and email it to me as a video file please do so. Otherwise I will ask you to present this skit during your next Japanese lesson that you are at school so I can assess it.

This is what you will be assessed on.

			
Correct sentences			
Pronunciation			
Fluency			
Written component			
Extra words			

### Activity 3

Create/write a story and use your finger puppets to retell it by drawing different scenes/backgrounds on paper.

Try including this Japanese sentence structure as well as your introduction sentences and English.

Place ni ikimashyo = Let's go to the place. (Replace the underlined word with a place)

Shops ni ikimashyo. = Let's go to the shops.

# Hiragana Chart

あ a	い i	う u	え e	お o
か ka	き ki	く ku	け ke	こ ko
が ga	ぎ gi	ぐ gu	げ ge	ご go
さ sa	し shi	す su	せ se	そ so
ざ za	じ ji	ず zu	ぜ ze	ぞ zo
た ta	ち chi	つ tsu	て te	と to
だ da	ぢ ji	づ zu	で de	ど do
な na	に ni	ぬ nu	ね ne	の no
は ha	ひ hi	ふ fu	へ he	ほ ho
ば ba	び bi	ぶ bu	べ be	ぼ bo
ぱ pa	ぴ pi	ぷ pu	ぺ pe	ぽ po
ま ma	み mi	む mu	め me	も mo
や ya		ゆ yu		よ yo
ら ra	り ri	る ru	れ re	ろ ro
わ wa	を wo	ん n/m		

## Combinations

きや kya	きゆ kyu	きよ kyo
ぎや gya	ぎゆ gyu	ぎよ gyo
しや sha	しゆ shu	しよ sho
じゃ ja	じゆ ju	じよ jo
ちや cha	ちゆ chu	ちよ cho
にや nya	にゆ nyu	によ nyo
ひや hya	ひゆ hyu	ひよ hyo
びや bya	びゆ byu	びよ byo
ぴや pya	ぴゆ pyu	ぴよ pyo
みや mya	みゆ myu	みよ myo
りや rya	りゆ ryu	りよ ryo

Katakana Chart (Only used for your name and words that are borrowed from English eg, aisukuriimu = icecream)

ア	イ	ウ	エ	オ
a	i	u	e	o
カ	キ	ク	ケ	コ
ka	ki	ku	ke	ko
ガ	ギ	グ	ゲ	ゴ
ga	gi	gu	ge	go
サ	シ	ス	セ	ソ
sa	shi	su	se	so
ザ	ジ	ズ	ゼ	ゾ
za	ji	zu	ze	zo
タ	チ	ツ	テ	ト
ta	chi	tsu	te	to
ダ	ヂ	ヅ	デ	ド
da	ji	zu	de	do
ナ	ニ	ヌ	ネ	ノ
na	ni	nu	ne	no

## Combinations


キヤ	キユ	キヨ
kya	kyu	kyo
ギヤ	ギユ	ギヨ
gya	gyu	gyo
シャ	シュ	ショ
sha	shu	sho
ジャ	ジュ	ジョ
ja	ju	jo
チャ	チュ	チョ
cha	chu	cho
ニヤ	ニユ	ニヨ
nya	nyu	nyo
ヒヤ	ヒユ	ヒヨ
hya	hyu	hyo

ハ	ヒ	フ	ヘ	ホ
ha	hi	fu	he	ho
バ	ビ	ブ	ベ	ボ
ba	bi	bu	be	bo
パ	ピ	プ	ペ	ポ
pa	pi	pu	pe	po
マ	ミ	ム	メ	モ
ma	mi	mu	me	mo
ヤ		ユ		ヨ
ya		yu		yo
ラ	リ	ル	レ	ロ
ra	ri	ru	re	ro
ワ	ヲ	ン		
wa	wo	n/m		

ビヤ	ビュ	ビョ
bya	byu	byo
ピヤ	ピュ	ピョ
pya	pyu	pyo
ミヤ	ミュ	ミョ
mya	myu	myo
リヤ	リュ	リョ
rya	ryu	ryo

Kanji

people



nin

year



nen

I/my



watashi

student



sei

like



Suki



One  
"Ichi"



Two  
"Ni"



Three  
"San"



Four  
"Shi"



Five  
"Go"



Six  
"Roku"




Seven  
"Nana"



Eight  
"Hachi"



Nine  
"Kyuu"



Ten  
"Juu"