






Year 4 /5 Home Learning Programme

Term 2 Week 1





| Monday 27 th April | Tuesday 28 th April | Wednesday 29 th April | Thursday 30 th April | Friday 1 st May |
|---|---|--|---|---|
| <p>Spelling Refer to spelling sheet Term 2 week 1 Plurals to words ending iny (adding s or ies)</p> <p>Reading comprehension –Anzac Day Read ‘The Gallipoli Campaign’ pg 1 and answer ‘Fighting at Gallipoli’ pg 2 questions.</p>  | <p>Spelling -continue with activities/contract Writing In your green exercise book write a letter to your teacher on “My Best Holiday” Draw a picture. Use the genre structure sheet for setting out. Take a photo of the letter and send to your teacher via Dojo/email. Reading comprehension –Anzac Day Read ‘The Gallipoli Campaign’ pg 3 and answer ‘The Gallipoli Campaign’ pg 4 questions. Take a photo & send in via email or Dojo.</p> | <p>Spelling Adding my spelling words. Vowels are worth 10 and consonants are 5. Write 10 of your words and then add the value of each letter in the word. e.g. cat 5 + 10 + 5 = 20 Reading Read Lexile/Premier’s books for 20mins Poetry Write an acrostic poem using the words ANZAC DAY. Include information <i>who, what when, where, why, how</i></p> | <p>English Procedure writing Cut out and put the Anzac Biscuits recipe in the correct order. Paste it in your exercise book. Optional: If you have the ingredients, ask an adult to help you make the biscuits. Spelling -write your words outside on your pavement using chalk. Reading Read Lexile/Premier’s books for 20mins and do a Lexile Quiz</p> | <p>Spelling -complete activities/contract -ask some-one to test you on your list words. Have an adult mark them. Record marks in your diary. Grammar Unit 2 ‘Plurals’ sheet Reading Read Lexile/Premier’s books for 20mins and do a Lexile Quiz Complete all English work.</p> |
| Break | | | | |
| <p>Maths Anzac Day</p> <p>Maths See worksheet ‘Anzac Symbol Number Puzzle’.</p> | <p>Maths Dice Activity</p> <p>Choose 4, 6, 7, 8 or 9 times tables and play Table Star.</p>  | <p>Maths Money</p>  <p>Watch this YouTube video and record some notes. <i>See Video 1</i> See worksheet -<i>Rounding to the nearest multiple of 5.</i></p> | <p>Maths Card Activity</p> <p>With a deck of cards.</p> <p>How High Can I Go?</p>  | <p>Maths Money</p> <p>Watch this YouTube clip (<i>See Video 1</i>) again and complete worksheet 2. See worksheet -test Round to the nearest multiple of 5 worksheet. Please do own your own. Take a photo & send in via email or Dojo.</p> |
| <p>Physical activity Refer to year 4/5 Physical Activity sheet</p> | <p>Physical activity Refer to year 4/5 Physical Activity sheet</p> | <p>Physical activity Refer to year 4/5 Physical Activity sheet</p> | <p>Physical activity Refer to year 4/5 Physical Activity sheet</p> | <p>Physical activity Refer to year 4/5 Physical Activity sheet</p> |
| Break | | | | |
| <p>HASS – History <i>Putting historical events into order. Chronology.</i> Do the Chronology worksheet. Use chronology to create your own personal time line. Include at least 10 events. Think of a creative way to present your timeline eg jigsaw, paperchain, hanging mobile, booklet etc. Take a photo & send in via email or Dojo.</p> | <p>Science –Claudine Green See School website Click ‘Home Learning’ tab and find Science 4/5 link</p> | <p>Visual Arts <i>Mindfulness colouring.</i> Choose one of the sheets To colour. Do more if you want. Create your own mindfulness Design. Give it to someone in your Family to colour. Take photos and send them to your teacher.</p> | <p>Japanese –Shannon Leonards See School website Click ‘Home Learning’ tab and find Japanese link</p>  | <p>Performing Arts –Ros Whennan See School website Click ‘Home Learning’ tab and find Performing Arts link</p> |

Websites/ Youtube

Video 1 <https://www.youtube.com/watch?v=YsAkV9-0fzU>

Year 4 /5 Home Learning Programme

Term 2 Week 2

| Monday 4 th April | Tuesday 5 th April | Wednesday 6 th April | Thursday 7 th April | Friday 8 th April |
|---|--|--|---|---|
| <p>Spelling Refer to spelling sheet Term2 wk 2 <i>-Plurals to words ending in f or fe, changes to ...ves</i></p> <p>Reading comprehension –Football Read ‘History of Australian Football Rules’ and answer the questions.</p>  | <p>Spelling -continue with the activities/contract Writing –Narrative Find the Genre Writing Prompts sheet from term 1 pack. Choose a narrative topic. Come up with ideas on scrap paper first. Then write the narrative in your green exercise book. Remember: orientation, complication, series of events, resolution, coda. -paragraphs, adjectives, adverbs -use different sentence beginnings Reading Read Lexile/Premier’s books for 20mins</p> | <p>Spelling Use an old newspaper or magazine (ask permission first). Find and cut up the letters that make up your 10 most difficult spelling list words. Glue them into your spelling journal. Reading Read Lexile/Premier’s books for 20mins</p>  <p>Writing Continue with your narrative -edit your work, use a dictionary, add/delete words</p> | <p>Grammar When do you use a or an? Read the speech bubbles and complete the sheet. Write 2 of your own sentences using a and an. Spelling -write your words outside on your pavement using chalk OR Fill an empty washing-up liquid bottle with water and write your words on the ground. Reading Read Lexile/Premier’s books for 20mins and do a Lexile Quiz</p> | <p>Spelling -complete activities/contract -ask some-one to test you on your list words. Have an adult mark them. Record marks in your diary. Reading Read Lexile/Premier’s books for 20mins and do a Lexile Quiz</p> <p style="text-align: center;">Finishing off time</p> |
| Break | | | | |
| <p>Maths Money -Problem Solving</p> <p>Pandora’s Party Palace</p> <p>4 Problem solving Questions</p> <p>Remember to show your working out.</p> | <p>Maths Dice Activity</p> <p>Roll a dollar (see Dice Activity sheet in week 1)</p>  | <p>Maths Money -Problem solving</p> <p>Pandora’s Party Palace</p> <p>4 Problem solving questions Continue with dice activity from yesterday</p> | <p>Maths Visit the supermarket website, or find a catalogue and plan a 2-course dinner for you and your family. List the ingredients. List the price of each item. ADULT PERMISSION REQUIRED Try and cook the meal with an adult, take a photo and share it on Dojo/email.</p> | <p>Maths Continue with dinner planner and cooking. With a deck of cards.</p> <p>How Low Can I Go?</p>  |
| <p>Physical activity Refer to year 4/5 Physical Activity sheet</p> | <p>Physical activity Refer to year 4/5 Physical Activity sheet</p> | <p>Physical activity Refer to year 4/5 Physical Activity sheet</p> | <p>Physical activity Refer to year 4/5 Physical Activity sheet</p> | <p>Physical activity Refer to year 4/5 Physical Activity sheet</p> |
| Break | | | | |
| <p>HASS – History Timelines Read the Timeline of Australian History worksheet. Answer the questions. Research an historical topic “The history of transport” “The history of pandemics” Create a time line for your topic. Take a photo & send in via email or Dojo.</p> | <p>Science –Claudine Green</p> <p>See School website Click ‘Home Learning’ tab and find 4/5 link</p> | <p>Visual Arts Logon to www.tate.org.uk <i>Tate kids</i> Explore the website. Use one of the ideas for a piece of art work. Eg Do a “messy painting” or a “Chocolate painting” Or some online street art. Share your work with your teacher.</p> | <p>Japanese –Shannon Leonards</p> <p>See School website Click ‘Home Learning’ tab and find Japanese link</p> | <p>Performing Arts –Ros Whennan</p> <p>See School website Click ‘Home Learning’ tab and find Performing Arts link</p> |